

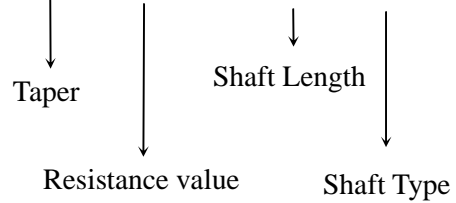


17mm Metal Shaft Rotary Potentiometer - With Switch

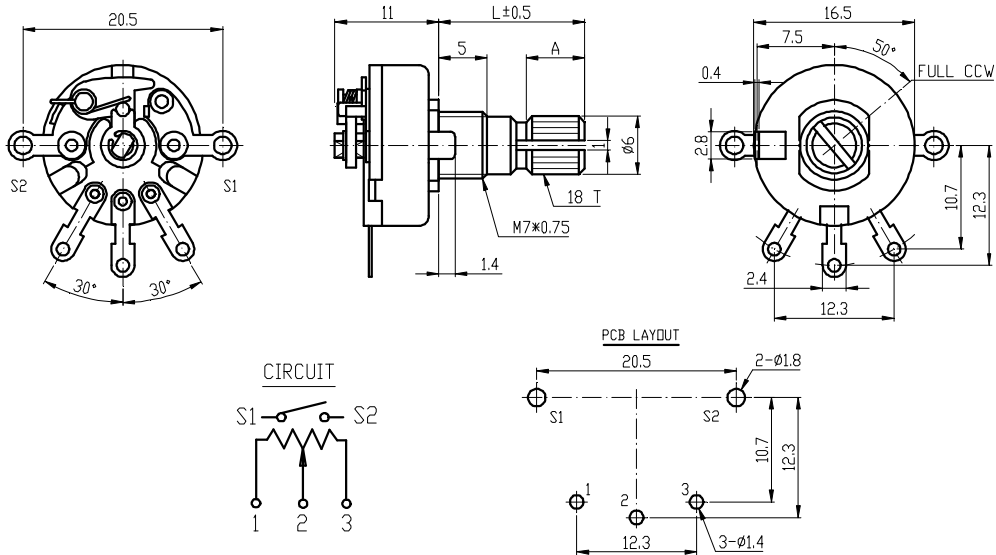


Part Number

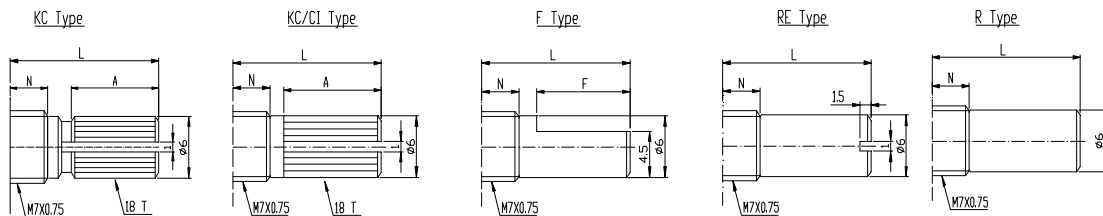
17S1 – B 10K, L- 20 KC



Dimensions



Shaft Type



N=5mm

Shaft Type	L	10	12	15	17	20	25	30	35	40
KC	A	3.2		6	8	12	12	12	12	12
	M	0.5		1	1	2	2	4	4	4
KC/CI	A			8		13				
F	F	4	4	7	7	12	12	12	12	12
R,RE	L	10		15	17	20	25	30	35	40

**17mm Metal Shaft Rotary Potentiometer - With Switch****General**

Operating temperature	-10 °C ~ +70 °C
Manual soldering	300 °C Max 3sec

Electrical Characteristics

Total resistance	100Ω~2MΩ
Resistance tolerance	±20% (more than 1MΩ ±30%)
Resistance taper	A B C W
Sliding noise	Less than 47 mV
Residual resistance	≤ 10 Ω Max
Switch contact resistance	Lees than 20mΩ
Insulation resistance	More than 100 MΩ at DC 500 V
Rated power(W)	Linear (B) taper : 0.1 W Other taper : 0.05 W
Switch rated power	0.5A at DC 12V
Max. Operating voltage	Linear (B) taper : 200 V Other taper : 150 V
Withstand voltage	1 Minute at AC 500 V

Mechanical Characteristics

Total rotational angle	260 °±10 °(Switch angle: 40 °±5 °)
Rotational torque	30~200 gf.cm
Switch Action	70~350gf.cm
Rotational stopper strength	3 Kgf.cm Min
Shaft push-pull strength	8 Kgf.cm Min.
Rotational life	15,000 Cycles (Switch life: 10,000 Cycles)