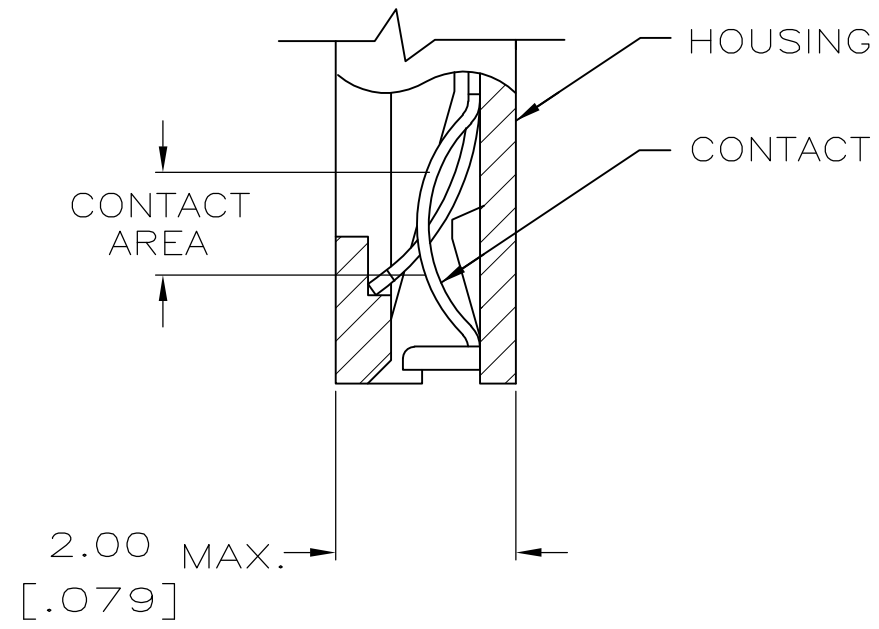


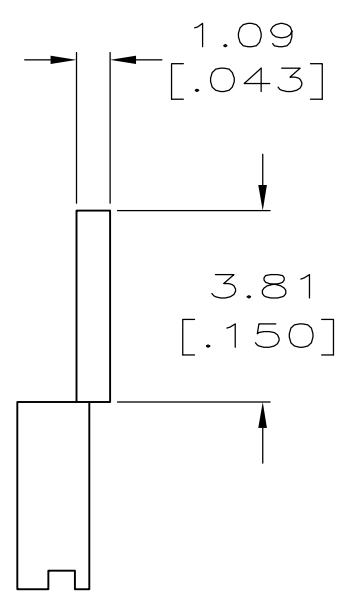
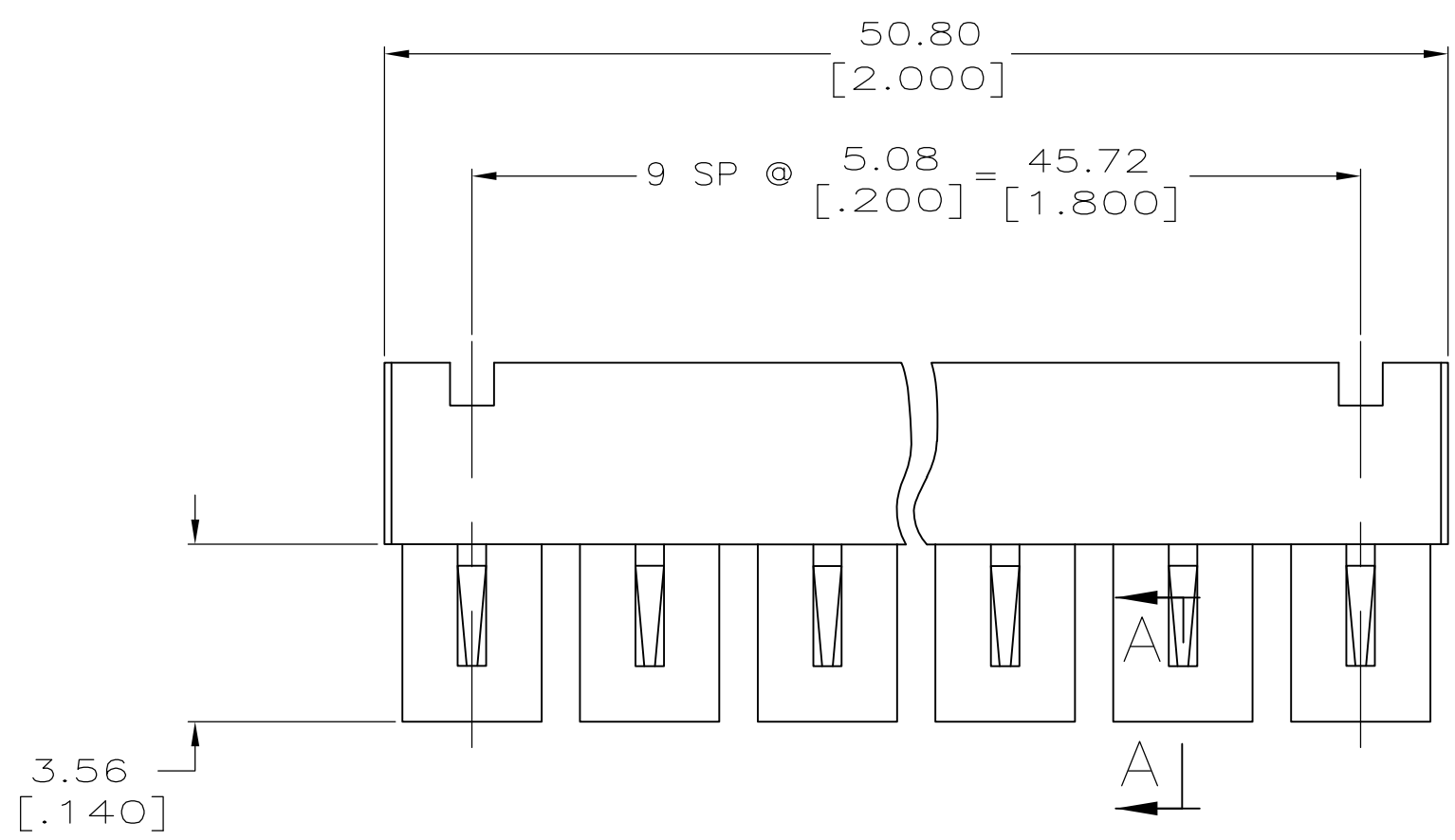
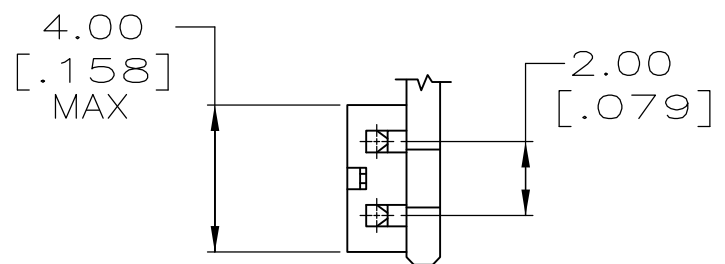
THIS DRAWING IS UNPUBLISHED. RELEASED FOR PUBLICATION
 © COPYRIGHT - By - ALL RIGHTS RESERVED.

LOC	DIST	REVISIONS			
P	LTR	DESCRIPTION	DATE	DWN	APVD
AG	53	F1	REVISED PER ECO-11-004835	11MAR11	RK HMR



SECTION A-A
 SCALE 10:1
 10 PLACES

- ① HOUSING MATERIAL: BLACK THERMOPLASTIC, 94V-0.
- ② CONTACT MATERIAL: BERYLLIUM COPPER.
- ③ CONTACT PLATED WITH 0.00038 [.000015] GOLD IN CONTACT AREA OVER 0.00127 [.000050] NICKEL OVERALL.
- 4 CONNECTOR MATES WITH 0.5mm [.020] SQUARE POSTS ON 2.0mm [.079] CENTERS, MINIMUM POST LENGTH 2.54 [.100].
- ⑤ PART NO. DENOTES INDIVIDUAL TWO POSITION SHUNT, WHICH IS PACKAGED ON BREAKAWAY COMBS OF TEN SHUNTS.
- ⑥ CONTACT PLATED WITH 0.00076 [.000030] GOLD IN CONTACT AREA OVER 0.00127 [.000050] NICKEL OVERALL.
- ⑦ CONTACT PLATED WITH 0.00381 [.000150] MIN. BRIGHT TIN-LEAD OVER 0.00127 [.000050] MIN. NICKEL OVERALL.



⑥	382575-3
③	382575-2
⑦	382575-1
FINISH	PART NO ⑤

THIS DRAWING IS A CONTROLLED DOCUMENT.		DWN	C.WHITT	1-8-93	 TE Connectivity		
DIMENSIONS: MM [INCHES]		CHK	R.TALLEY	1-8-93			
TOLERANCES UNLESS OTHERWISE SPECIFIED:		APVD	D.HUFFMAN	1-8-93			
0 PLC ± - 1 PLC ± - 2 PLC ± - 3 PLC ± 0.26 [.010] 4 PLC ± - ANGLES ± -		NAME		MINI-SHUNT ASSY, 2mm			
MATERIAL	FINISH	WEIGHT	SIZE		CAGE CODE	DRAWING NO	RESTRICTED TO
① ②	SEE TABLE	-	A2	00779	C=382575	-	-
CUSTOMER DRAWING			SCALE	4:1	SHEET	1 of 1	REV
							F1

Mouser Electronics

Authorized Distributor

Click to View Pricing, Inventory, Delivery & Lifecycle Information:

[TE Connectivity:](#)

[382575-2](#)